

**JUKI®**


Pinpoint Saddle Stitching Machine

# MP-200N



# MP-200N

This pinpoint stitch machine is used for topstitching on the front facing of men's wear, as well as front flies, pocket mouths and trouser sides, as a cost-effective topstitching machine that offers increased productivity. In addition, its applicable working range has been widened to include various materials and other processes, such as the topstitching of collars for shirts, blouses and knits. The MP-200N has the newly added capability of sewing wider stitches and using thicker thread. It can be used for a wider range of applications requiring narrower to wider stitch widths.



MP-200NL

## Excellent seam quality

In addition to balloon-stitching (to produce seams with a hand-stitched touch), smooth sewing of chain-off stitches, and having other outstanding seam quality features of the highly regarded Columbia 100, the MP-200N achieves more improved sewing capabilities and a wider adjustment range.

The machine comes with a box type feed that permits a split adjustment in both horizontal and vertical directions, thereby responding to the sewing of various types of materials. Additionally, the inclination of the feed dog is also adjustable in accordance to the material.

## Positioning of needles with increased accuracy

Gauges that are determined by the combination of needles and spacers are of the Columbia type. This improves the accuracy of the installation of needle positions, which determines the seam quality.

## Wider range of applicable needle gauges and yarn counts

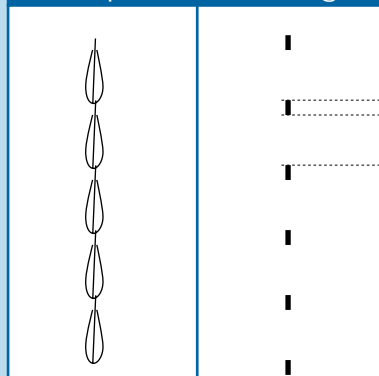
Needle gauges support, using replacement parts, stitch widths from as narrow as 1.2mm to as wide as 5.0mm.

The applicable range of yarn counts has been widened from #60 to #8 (B33, Nm = 120/3) for both Tetron and spun thread. This allows the machine to be used for topstitching a wider range of items.

Model name	Needle gauge	Gauge *	Applicable yarn count
MP-200NS (Needle gauge 1.6mm)	1.2mm	Option	Tetron, Spun #60~#30, B33~B46, Nm=120/3~60/3
	1.6mm	Provided as standard	
	2.0mm	To be replaced with the needle clamp spacer supplied with the machine	
	2.5mm	Option	
MP-200NL (Needle gauge 5.0mm)	3.0mm	Option	Tetron, Spun #30~#8, B46~B92, Nm=60/3~30/3
	4.0mm	Option	
	5.0mm	Provided as standard	

\* Refer to "Replaceable parts of gauges" for a correspondence between gauges and needle gauges.

### Pinpoint stitching



**Reverse side**  
(Right side of the material during sewing)


**Right side**  
(Reverse side of the material during sewing)

[Length of thread that appears on the right side of the material]

Feed pitch


\* The [length of thread that appears on the right side of the material] is shorter than the needle gauge by approximately 0.5mm (depending on the material and sewing conditions).

### MP-200NS (Needle gauge 1.6mm)



Reverse side      Right side

### MP-200NL (Needle gauge 5.0mm)

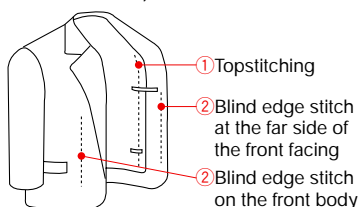


Reverse side      Right side

## Uses of pinpoint stitching

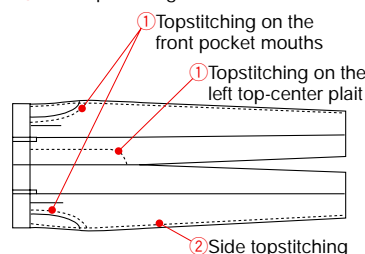
### Men's coats and jackets

- Topstitching on the front facing
- Blind edge stitch at the far side of the front facing, and blind edge stitch on the front body (for preventing uneven material feed)



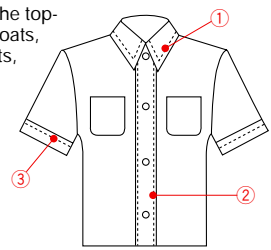
### Trousers

- Topstitching on the front pocket mouths and left top-center plait
- Side topstitching




### Miscellaneous

- Topstitching on collars of coats, ladies' cut and sewn garments, knit shirts, etc.
- Topstitching on the top-center plaits of coats, ladies' wear, shirts, etc.
- Various kinds of topstitching on coats, ladies' wear, shirts, etc.




# REPLACEABLE PARTS OF GAUGES

Replaceable parts			S type (1.6mm, standard)				L type (5.0mm, standard)			Remarks
			1.2 mm	1.6 mm	2.0 mm	2.5 mm	3.0 mm	4.0 mm	5.0 mm	
Part No.	Description	Quantity								
231-24100	Needle clamp S	1							S type, common	
231-24308	Needle clamp spacer (1.2mm)	1							S type, exclusive to 1.2mm	
231-24407	Needle clamp spacer (1.6mm)	1							S type, exclusive to 1.6mm	
231-24506	Needle clamp spacer (2.0mm)	1							S type, exclusive to 2.0mm	
231-24605	Needle clamp spacer (2.5mm)	1							S type, exclusive to 2.5mm	
231-24803	Needle clamp (3mm)	1							L type, exclusive to 3.0mm	
231-24902	Needle clamp (4mm)	1							L type, exclusive to 4.0mm	
231-25008	Needle clamp (5mm)	1							L type, exclusive to 5.0mm	
231-24209	Needle holder S	1							S type, common	
SS-8090540-SP	Screw	1							S type, common	
231-25107	Needle holder (3mm)	1							L type, exclusive to 3.0mm	
231-25206	Needle holder (4mm)	1							L type, exclusive to 4.0mm	
231-25305	Needle holder (5mm)	1							L type, exclusive to 5.0mm	
SS-7090530-SP	Needle clamp screw	1							L type, common	
231-25404	Needle clamp hook	1							L type, common	
SS-5060310-SP	Screw	1							L type, common	
231-22658	Presser S (asm.)	1							S type, common	
231-22757	Presser L (asm.)	1							L type, common	
231-23003	Throat plate (1.4 × 3.0)	1							S type, exclusive to 1.2mm	
231-23102	Throat plate (1.6 × 4.2)	1							S type, common to 1.6 ~ 2.0mm	
231-23201	Throat plate (1.6 × 4.7)	1							S type, exclusive to 2.5mm	
231-23300	Throat plate (2.2 × 5.6)	1							L type, exclusive to 3.0mm	
231-23409	Throat plate (2.2 × 6.6)	1							L type, exclusive to 4.0mm	
231-23508	Throat plate (2.2 × 7.6)	1							L type, exclusive to 5.0mm	
231-25750	Spreader fitting base (asm.)	1							S type, common/L type 3.0mm	
231-38209	Spreader (JC1023)	1							S type, common	
SM-4020301-SC	Screw	1							S type, common/L type 3.0mm	
231-25800	Spreader (3mm)	1							L type, exclusive to 3.0mm	
231-25909	Spreader (4mm)	1							L type, exclusive to 4.0mm	
231-26006	Spreader (5mm)	1							L type, exclusive to 5.0mm	
231-36104	Looper clank	1							S type, common	
231-21502	Looper clank B	1							L type, common	
SM-8060612-TP	Screw	2							Common to types and sizes	



Part No.	Description	Part number of gauge set
231-24357	Needle gauge size 1.2mm S set	Not prepared
Not prepared	Standard specifications	Not prepared
Not prepared	Needle clamp spacer (accessory parts)	Not prepared
231-24654	Needle gauge size 2.5mm S set	Not prepared
231-24861	Needle gauge size 3.0mm L set	Not prepared
231-24960	Needle gauge size 4.0mm L set	Not prepared
Not prepared	Standard specifications	Not prepared



Standard parts for S and L types (gauge set is not prepared)
Accessory parts for S type (gauge set is not prepared)
Parts to be purchased (included in a gauge set) at the time of changing sizes
Parts not to be purchased (not included in a gauge set) at the time of changing sizes since they are included in S or L type machine as accessories.

## OPTIONS

**Needle bar crank** \*In order to be applicable to a wider range of materials, various types of needle bar cranks with different thread take-up timings have been prepared.

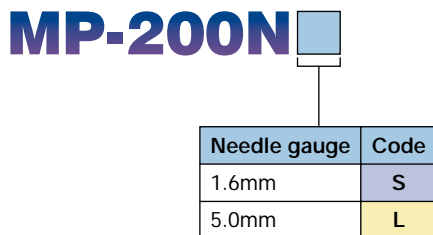
Part No.	Thread take-up timing	Type	Remarks
231-21106	Standard	Standard timing (provided as standard)	--
231-21205	Standard - 10 °	Type timing, of which is earlier than that of the standard needle bar crank by 10°	Thread is applied with a higher tension as compared with the standard needle bar crank
231-21304	Standard + 10 °	Type timing, of which is later than that of the standard needle bar crank by 10°	Thread is applied with a lower tension as compared with the standard needle bar crank
231-21403	Stepless setting	A Needle bar crank which has a flat shaft to permit the stepless setting of thread take-up timing. Note, however, that the needle bar stroke changes according to the thread take-up timing.	--

## SPECIFICATIONS

Model name		MP-200NS	MP-200NL
Max. sewing speed		2,000rpm (feed pitch 6mm or less) 1,500rpm (feed pitch 6 ~ 8mm) 1,200rpm (feed pitch 8 ~ 10mm)	1,500rpm (feed pitch 6 ~ 8mm) 1,200rpm (feed pitch 8 ~ 10mm)
Pinpoint stitch width (needle gauge)		1.6mm (2.0mm: Spacer is required to be changed with the one supplied with the machine)	5.0mm
Length of thread that appears on the right side of sewing product (reference)		1.1mm	4.5mm
Feed pitch		3.5 ~ 10mm	10mm (For the needle gauge of 5mm)
Recommended feed pitch		3.5 ~ 10mm (feed pitch that is larger than double of needle gauge is recommended)	
Applicable range of gauges		1.2 ~ 2.5mm (for 1.2 and 2.5mm, optional parts are required)	3.0 ~ 5.0mm (for 3 and 4mm, optional parts are required)
Needle (at the time of delivery)	Needle	SCHMETZ 29C150 (Nm90) Nm80 ~ Nm140	ORGAN CP x 1J (#22U) #18U ~ #22U
	Hook-needle	SCHMETZ 29C151 (Nm100) Nm80 ~ Nm140	ORGAN CP x 12J (#23) #19 ~ #30
	Recommended thread	Tetron · Spun	
	Recommended yarn count	#60 ~ #30, B33 ~ B46, Nm=120/3 ~ 60/3	#30 ~ #8, B46 ~ B92, Nm=60/3 ~ 30/3
	Recommended material/process	Wool, lining/facing-topstitching process	Flannel/topstitching peripheries of collars and pockets
Lift of the presser foot		By hand: 5.5mm/By knee: 10.5mm	
Split adjustment of feed (vertical/horizontal direction)		Possible	
Lubrication		By an oiler	
Lubricating oil		JUKI New Defrix Oil No.2 (equivalent to ISO VG32)	

## WHEN YOU PLACE ORDERS

Please note when placing orders, that the model name should be written as follows:



- To order, please contact your nearest JUKI distributor.



**JUKI CORPORATION HEAD OFFICE**  
 The environmental management system to promote and conduct  
 ①the technological and technical research, the development and design of the products in which the environmental impact is considered.  
 ②the conservation of the energy and resources, and the recycling, in the research, development, design, distribution, sale and maintenance service of the industrial sewing machines, household sewing machines and industrial-use robots, etc. and in the purchase, distribution and sale of the household commodities including the healthcare products.

**JUKI**® 8-2-1, KOKURYO-CHO, CHOFU-SHI,  
 TOKYO 182-8655, JAPAN  
 PHONE : (81) 3-3480-2357, 2358  
 FAX : (81) 3-3430-4909, 4914  
 http://www.juki.com

- \* Specifications and appearance are subject to change without prior notice for improvement.
- \* Read the instruction manual before putting the machine into service to ensure safety.
- \* This catalog is printed on recycle paper.